

Scaled data based on original data using
LM-79-08 Approved Method: Electrical and Photometric Measurements of Solid-
State Lighting Products

Test Report Prepared for
Cooper Lighting Solutions
(formerly Eaton)

Brand: McGRAW-EDISON

Report Number: P200212

Luminaire Tested: **GWC-AF-02-LED-E1-T4W-600**

Issue Date: 3/3/2020

Test Information

Test Method: LM-79-08
Report Number: P200212
TEST IS SCALED FROM IESNA LM-79-08 TEST DATA (P24147)
Test Lab: INNOVATION CENTER P2
Issue Date: 3/3/2020
Manufacturer: COOPER LIGHTING SOLUTIONS (FORMERLY EATON)
Product Line: MCGRAW-EDISON
Catalog Number: GWC-AF-02-LED-E1-T4W-600
Description: GALLEON WALL LUMINAIRE
(2) 70 CRI, 4000K, 615mA LIGHTSQUARES WITH 16 LEDS EACH AND TYPE IV WIDE OPTICS
Light Source: -
Ballast/Driver: ELECTRONIC DRIVER

Summary

Lumens per Lamp: N/A
Luminaire Lumens: 8313.5 lumens
Efficiency: N/A
Efficacy: 126.0 lumens/watt
Luminous Opening: Rectangular (W 1' x L: 0.5' x H: 0')
IES Classification: Type IV - Short - Semi-Cutoff
BUG Rating: B2 - U0 - G2

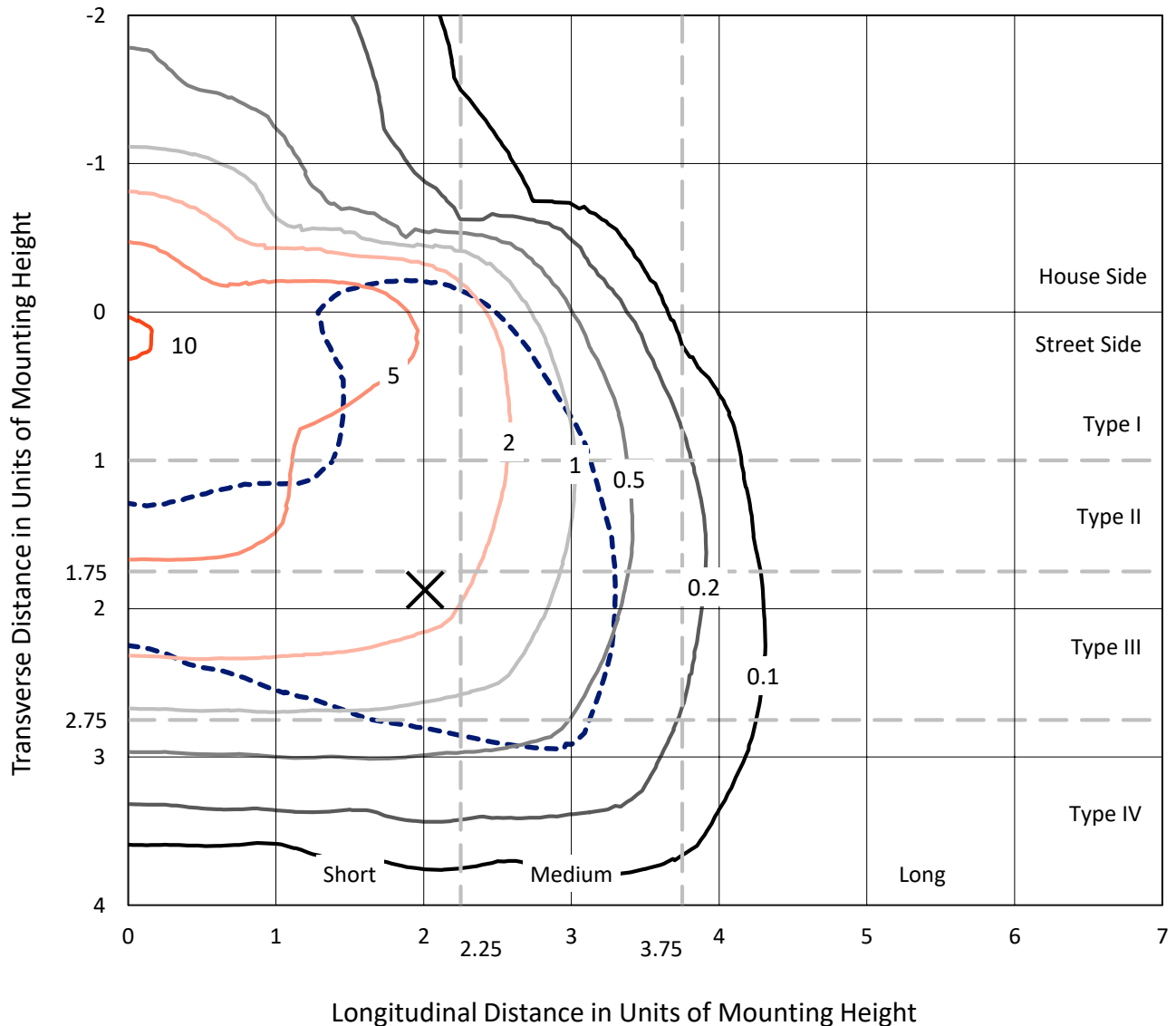
Input Watts (W): 66
Input Voltage (V): NR
Input Current (Ain): NR
Voltage Rise (V): NR
Power Factor: NR
Total Harmonic Distortion (THDi): NR
Frequency (hertz): 60
Stabilization Time: NR
Operation Time: NR
Ambient Temperature (°C): NR
Test Distance: 25 FT



REPORT NUMBER: P200212
 CATALOG NUMBER: GWC-AF-02-LED-E1-T4W-600

Iso-Footcandle Lines of Horizontal Illumination

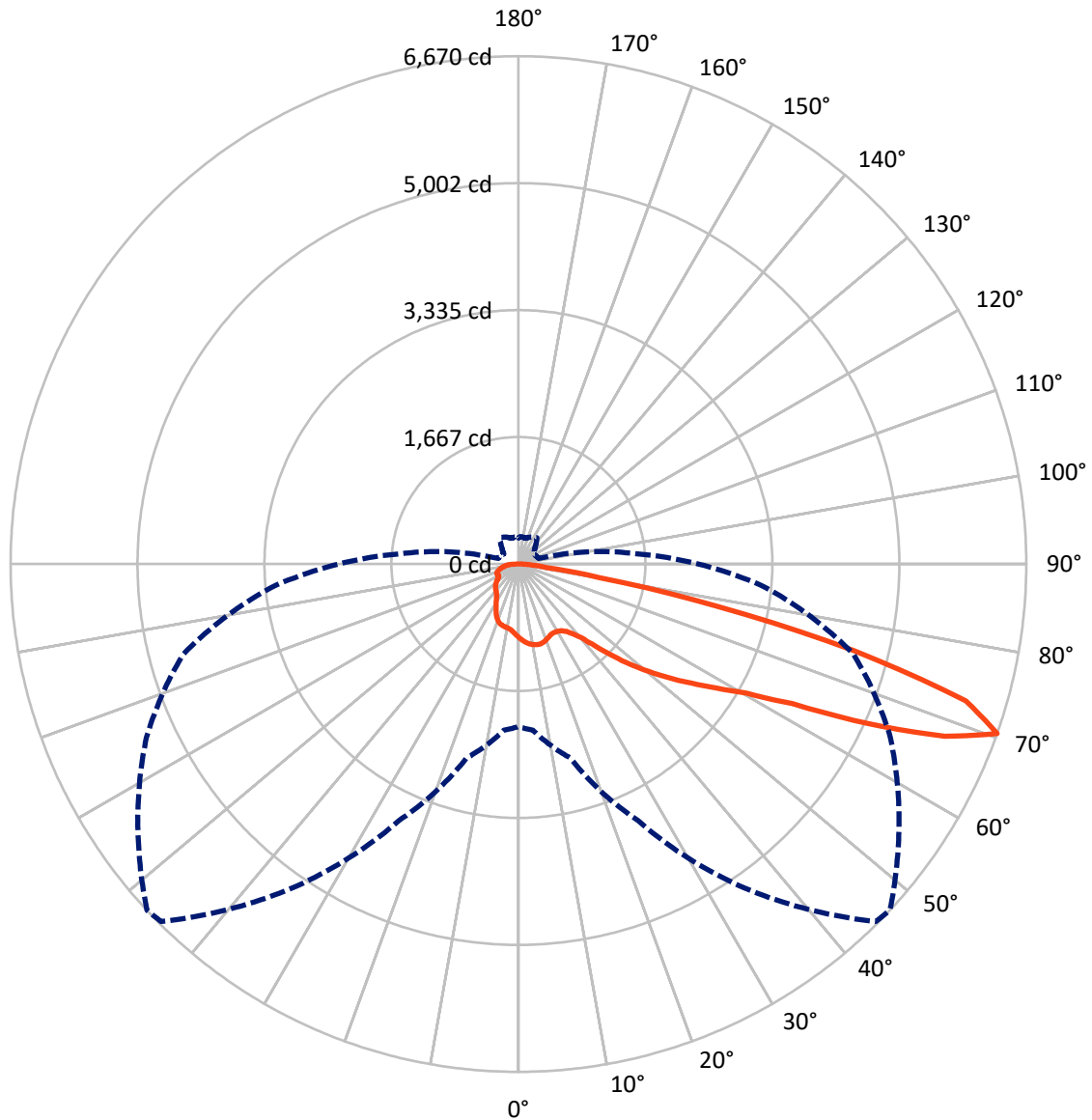
✕ Max cd
 - - - 1/2 Max cd



Based on 10 foot mounting height. Maximum calculated value = 11.1 fc
 Type IV - Short - Semi-Cutoff

REPORT NUMBER: P200212
CATALOG NUMBER: GWC-AF-02-LED-E1-T4W-600

Luminous Intensity Polar Plot



— Vertical Plane Through 47-Deg Lateral - - - Horizontal Cone Through 70-Deg Vertical

REPORT NUMBER: P200212

CATALOG NUMBER: GWC-AF-02-LED-E1-T4W-600

FLUX DISTRIBUTION:

		Downward	Upward	Total
House Side	Lumens	1734.4	0.0	1734.4
	% Fixture	20.9	0.0	20.9
Street Side	Lumens	6579.1	0.0	6579.1
	% Fixture	79.1	0.0	79.1
Total	Lumens	8313.5	0.0	8313.5
	% Fixture	100.0	0.0	100.0

Coefficient of Utilization

ZONAL LUMENS:

Zone	Lumens	% Fixture
0°-10°	92.4	1.1
10°-20°	271.2	3.3
20°-30°	400.4	4.8
30°-40°	582.0	7.0
40°-50°	1047.4	12.6
50°-60°	1814.5	21.8
60°-70°	2589.9	31.2
70°-80°	1329.5	16.0
80°-90°	186.1	2.2
90°-100°	0.0	0.0
100°-110°	0.0	0.0
110°-120°	0.0	0.0
120°-130°	0.0	0.0
130°-140°	0.0	0.0
140°-150°	0.0	0.0
150°-160°	0.0	0.0
160°-170°	0.0	0.0
170°-180°	0.0	0.0
0°-90°	8313.5	100.0
0°-180°	8313.5	100.0



REPORT NUMBER: P200212

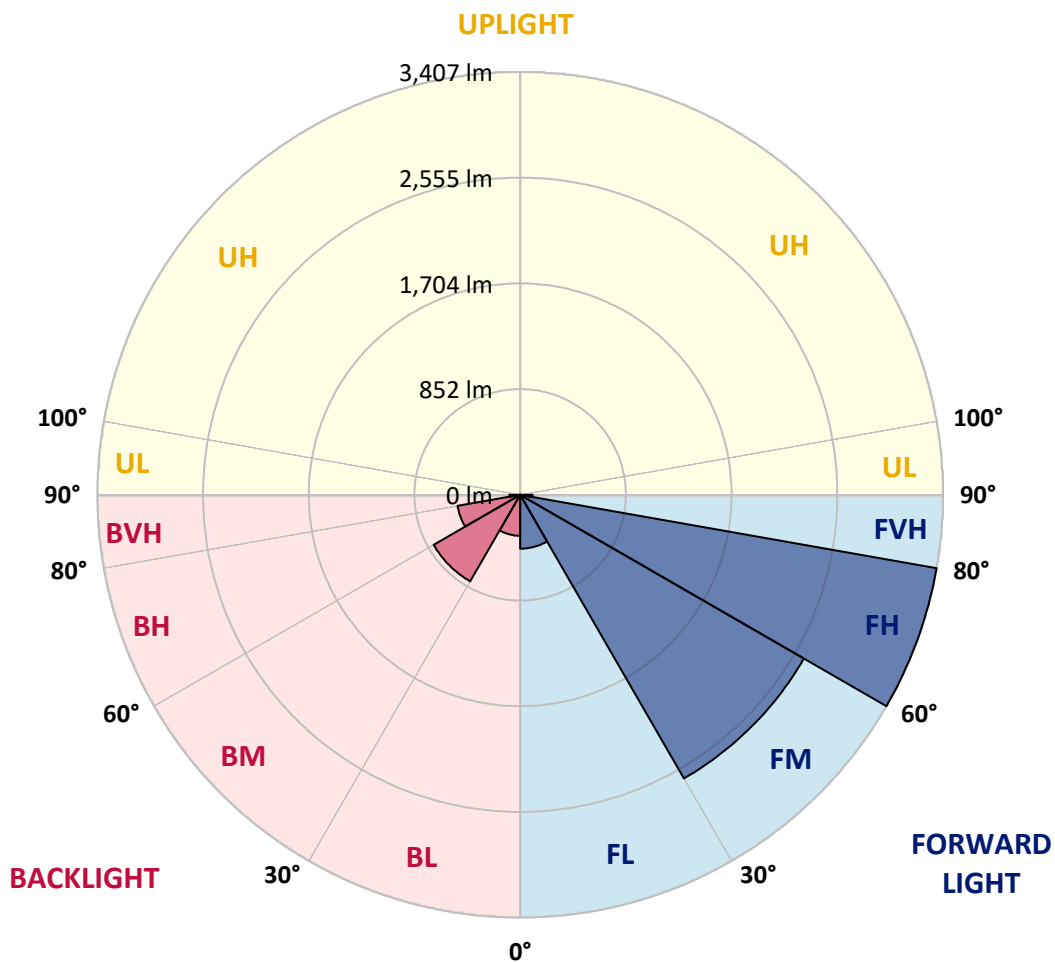
CATALOG NUMBER: GWC-AF-02-LED-E1-T4W-600

LUMINAIRE CLASSIFICATION SYSTEM LUMEN TABLE AND BUG RATING:

Zone		Lumens	% Fixture	Zone Rating/Lumen Limit		
				B	U	G
FL	(0°-30°)	433.8	5.2			
FM	(30°-60°)	2638.9	31.7			
FH	(60°-80°)	3407.1	41.0			G2/5000
FVH	(80°-90°)	99.3	1.2			G1/100
BL	(0°-30°)	330.2	4.0	B1/500		
BM	(30°-60°)	805.0	9.7	B1/1000		
BH	(60°-80°)	512.3	6.2	B2/1000		G2/1000
BVH	(80°-90°)	86.8	1.0			G1/100
UL	(90°-100°)	0.0	0.0		U0/0	
UH	(100°-180°)	0.0	0.0		U0/0	

BUG Rating: B2-U0-G2

Type IV Short





REPORT NUMBER: P200212
 CATALOG NUMBER: GWC-AF-02-LED-E1-T4W-600

CANDELA DISTRIBUTION (FULL):

	0°	5°	15°	25°	35°	45°	47°	55°	65°	75°	85°
0°	964.6	964.6	964.6	964.6	964.6	964.6	964.6	964.6	964.6	964.6	964.6
2.5°	1021.2	1019.3	1018.4	1016.8	1014.8	1004.6	1002.7	995.3	985.2	974.8	963.8
5°	1088.4	1088.0	1083.5	1075.4	1062.5	1040.2	1035.0	1017.2	993.4	970.3	947.3
7.5°	1147.4	1143.8	1135.3	1119.1	1096.5	1066.1	1058.9	1034.2	1001.5	969.9	938.8
10°	1190.7	1188.7	1170.1	1147.9	1118.3	1084.7	1076.2	1048.7	1012.7	972.7	933.9
12.5°	1215.4	1211.4	1189.9	1163.2	1128.0	1095.3	1086.8	1058.9	1018.4	972.7	927.0
15°	1213.7	1211.0	1189.5	1160.3	1124.8	1096.1	1088.4	1060.5	1017.2	968.6	918.1
17.5°	1181.4	1182.6	1164.4	1135.7	1106.6	1084.7	1077.9	1052.0	1009.1	960.6	907.6
20°	1124.8	1130.5	1118.3	1092.8	1076.7	1061.7	1057.2	1035.4	996.6	948.9	896.3
22.5°	1068.2	1073.4	1068.6	1047.1	1044.7	1035.8	1033.4	1017.6	985.6	941.5	889.4
25°	1026.5	1031.3	1030.5	1011.9	1019.3	1018.9	1016.8	1009.1	983.3	941.5	890.6
27.5°	1015.2	1016.8	1015.2	998.2	1008.3	1016.4	1014.8	1013.5	990.5	953.3	906.0
30°	1054.0	1051.6	1039.0	1004.6	1013.9	1025.3	1023.7	1024.5	1012.3	984.1	940.4
32.5°	1208.9	1198.0	1158.4	1061.7	1037.1	1043.1	1043.9	1057.2	1059.3	1031.3	993.8
35°	1440.6	1428.6	1377.2	1214.5	1108.6	1087.6	1087.6	1107.9	1119.9	1099.3	1076.7
37.5°	1686.1	1672.8	1645.3	1426.5	1259.0	1164.8	1162.8	1177.0	1194.4	1199.2	1204.8
40°	1965.3	1951.1	1958.7	1664.3	1469.0	1298.7	1270.0	1259.9	1306.8	1337.9	1383.2
42.5°	2270.6	2264.1	2267.0	1929.3	1708.0	1498.9	1458.1	1405.8	1462.5	1518.0	1613.0
45°	2553.3	2559.0	2556.1	2212.7	1974.2	1743.2	1699.9	1598.8	1654.2	1749.2	1904.2
47.5°	2800.8	2777.4	2813.8	2522.6	2272.3	2016.6	1963.2	1827.7	1884.0	2001.2	2263.4
50°	3101.4	3098.1	3044.7	2936.0	2632.6	2291.2	2221.2	2064.3	2151.7	2314.7	2715.9
52.5°	3417.3	3358.6	3309.7	3257.5	3014.8	2572.7	2487.0	2300.1	2466.3	2671.4	3267.6
55°	3481.9	3455.6	3516.3	3604.1	3383.3	2865.2	2765.2	2595.8	2820.7	3079.1	3903.8
57.5°	3620.3	3619.9	3745.2	3901.7	3762.6	3175.3	3074.7	2953.0	3219.0	3546.3	4579.2
60°	3713.7	3740.0	3972.9	4276.8	4135.2	3533.7	3441.1	3365.1	3672.1	4068.4	5208.6
62.5°	3762.6	3798.2	4116.1	4428.8	4661.8	4130.3	4037.7	3928.0	4271.4	4641.1	5576.6
65°	3559.3	3629.2	4094.0	4560.2	5122.8	5097.4	5055.7	4863.2	5020.9	5093.7	5443.5
67.5°	2996.2	3067.8	3609.0	4437.7	5452.0	6030.0	6038.9	5710.1	5482.0	5132.6	4576.8
70°	2134.7	2191.0	2638.7	3720.6	5201.3	6639.6	6669.8	6100.4	5390.1	4551.7	3197.6
72.5°	1013.5	1047.9	1471.8	2421.4	4127.5	6083.4	6142.1	5602.1	4583.3	3369.9	1744.4
75°	372.5	383.0	497.5	1030.1	2394.0	4486.3	4555.4	4015.8	3038.3	1677.6	664.5
77.5°	223.3	230.2	279.1	434.8	941.5	2564.2	2666.6	2184.1	1327.8	624.5	326.8
80°	156.1	161.0	200.2	270.6	444.9	977.1	1068.2	891.4	529.1	395.2	237.8
82.5°	105.6	108.0	140.8	182.8	295.6	349.0	376.5	396.4	356.7	294.0	150.9
85°	69.2	71.6	95.4	120.5	188.1	180.3	184.4	233.3	260.4	199.8	83.7
87.5°	39.6	41.2	57.4	64.3	92.2	76.4	77.2	123.0	166.6	134.7	50.9
90°	0.0	0.0	0.0	0.0	0.0	0.0	0.0	0.0	0.0	0.0	0.0



REPORT NUMBER: P200212

CATALOG NUMBER: GWC-AF-02-LED-E1-T4W-600

CANDELA DISTRIBUTION (continued):

	90°	95°	105°	115°	125°	135°	145°	155°	165°	175°	180°
0°	964.6	964.6	964.6	964.6	964.6	964.6	964.6	964.6	964.6	964.6	964.6
2.5°	961.0	955.7	944.0	936.7	929.9	928.2	925.4	925.0	924.5	924.5	923.4
5°	939.6	930.7	912.5	902.3	893.9	893.0	892.6	894.7	895.5	896.3	895.1
7.5°	925.8	913.7	891.0	876.5	866.3	863.9	868.0	877.3	883.3	885.8	884.5
10°	917.3	902.3	876.1	860.3	851.8	850.6	855.8	866.7	879.3	884.1	883.7
12.5°	907.6	890.6	862.7	846.1	841.3	843.7	850.6	860.7	873.6	881.3	881.7
15°	897.8	878.1	849.4	834.8	832.8	836.1	842.5	850.2	860.3	868.0	868.8
17.5°	886.2	865.5	836.8	821.8	820.2	821.8	822.2	826.3	832.8	840.0	842.1
20°	873.6	852.6	822.7	807.7	800.5	793.9	786.6	787.5	789.5	796.8	798.4
22.5°	864.7	843.7	811.7	791.2	771.7	752.3	737.8	735.7	736.5	742.6	744.6
25°	865.5	843.3	808.9	773.4	730.9	699.7	680.3	677.1	676.7	681.1	683.9
27.5°	881.3	859.1	819.4	755.1	686.4	640.3	619.6	617.2	614.0	615.2	618.4
30°	916.5	895.9	845.0	736.5	638.2	582.1	560.6	558.1	553.7	551.7	554.1
32.5°	974.0	957.0	882.1	718.7	590.1	532.2	510.5	505.1	502.4	499.9	502.0
35°	1069.4	1062.1	931.9	699.3	547.6	493.9	474.0	466.0	461.9	466.4	469.5
37.5°	1219.1	1223.0	997.0	669.0	514.9	468.4	451.7	442.4	436.4	440.1	443.7
40°	1431.0	1433.8	1069.0	626.1	486.5	453.4	435.6	427.1	418.6	412.1	411.7
42.5°	1709.2	1680.5	1139.8	579.6	453.8	444.1	424.3	413.8	400.8	383.0	379.4
45°	2039.3	1938.6	1193.6	526.2	417.0	432.8	411.7	397.2	377.0	357.5	355.5
47.5°	2419.5	2215.6	1219.9	470.8	382.6	416.1	396.4	373.3	347.8	338.1	337.0
50°	2883.8	2544.4	1232.3	417.0	352.7	394.3	374.1	347.0	325.6	323.6	322.3
52.5°	3412.4	2940.0	1236.4	372.9	328.1	366.0	355.9	329.6	312.6	314.3	314.3
55°	3965.7	3348.5	1181.4	340.9	305.4	337.0	343.8	322.7	308.6	315.1	317.5
57.5°	4473.7	3710.4	1008.3	316.3	284.0	314.7	339.3	329.2	319.6	345.9	347.4
60°	4863.6	3924.4	753.1	294.0	268.1	307.0	351.1	353.9	356.3	419.0	427.5
62.5°	4945.3	3853.3	517.7	276.6	260.9	313.4	372.5	372.9	370.1	413.8	419.0
65°	4570.3	3403.1	376.5	267.0	254.8	325.2	390.7	382.2	363.6	396.8	387.1
67.5°	3629.6	2563.8	313.4	259.6	245.9	324.4	410.1	390.7	360.0	388.7	372.9
70°	2356.0	1550.3	279.1	253.6	235.4	309.0	421.5	389.8	349.4	361.6	343.0
72.5°	1149.5	693.3	256.0	244.7	224.4	287.6	421.0	382.6	338.5	337.7	327.7
75°	449.8	317.5	235.0	231.4	205.8	263.3	409.7	372.1	325.6	312.6	309.0
77.5°	263.3	226.5	208.3	211.5	183.6	239.1	393.1	353.9	307.8	292.5	288.4
80°	191.7	169.5	177.6	182.8	156.9	214.7	370.9	331.6	288.0	295.6	290.0
82.5°	123.0	109.3	144.0	149.2	130.6	190.1	346.6	308.2	260.0	236.2	230.6
85°	62.7	69.2	107.2	113.6	100.8	156.1	317.1	277.0	228.5	196.6	199.8
87.5°	35.2	47.4	68.3	76.4	71.2	120.1	257.3	228.5	186.5	151.7	133.5
90°	0.0	0.0	0.0	0.0	0.0	0.0	0.0	0.0	0.0	0.0	0.0

(END OF REPORT)